

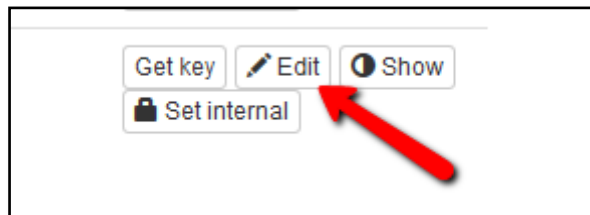


# BIMVision

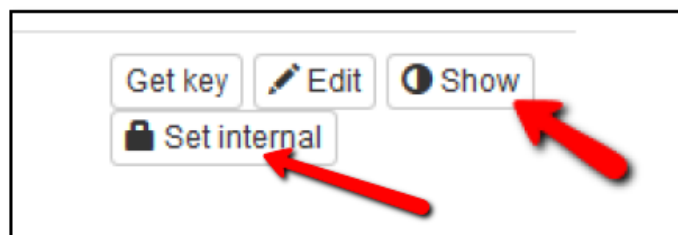
## BIM VISION. INSTRUCTION FOR DEVELOPERS. PART II

*How to get the license for beta version of your own plugin for testing purposes ?*

1. Set the plugin price as agreed in the contract.



2. Show the plugin to the public



3. Now, please buy the plugin



Licence price 20 € ( 24,60 € with 23% VAT )

Number of licenses  [Enter discount code](#)

I have read and acceptt the [Terms and Conditions](#)

Summary


4. To complete the transaction, select 'Buy licences'.

Licence price 20 € ( 24,60 € with 23% VAT )

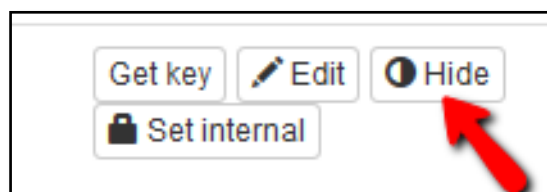
Number of licenses  [Enter discount code](#)

Total price: 20,00 € ( 24,60 € with 23% VAT )

I have read and acceptt the [Terms and Conditions](#)

Summary Buy licences 

5. Now you can hide the plugin.



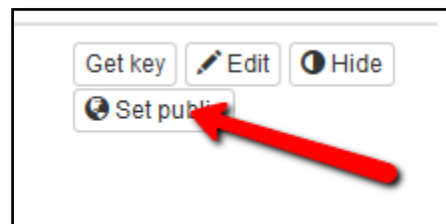
6. Next, please set the real price for your plugin.



A screenshot of a user interface element for setting a price. It features a light gray rectangular container. On the left side, the text "Price €" is displayed in a bold, black font. To the right of this text is a white input field with a thin blue border, containing the number "199".

7. Activate the plugin using the license number you have purchased.

8. To show your plugin in the store you have to select 'Set public' button.





BIMVision

**Contact us:**

[www.bimvision.eu](http://www.bimvision.eu)

[contact@bimvision.eu](mailto:contact@bimvision.eu)

+48 12 412 99 77

or

[www.helpcenter.bimvision.eu](http://www.helpcenter.bimvision.eu)